The Flow Hive Story

Often referred to as the “Beekeeper’s Dream”, the Flow Hive was created to make harvesting honey easier for the beekeeper and a gentle process for the bees.

“Harvesting honey was a real labour of love, heavy sticky hard work and I really didn’t like squashing bees or disturbing the hive in the process. So I thought ‘there has to be a better way’.” – Cedar Anderson

After a decade of tinkering, our Patented Flow Frame technology is the most significant advancement in beekeeping since 1852. It is now possible to simply turn the Flow Key and watch as pure, untouched, unprocessed fresh honey flows right out of the hive and into your jar.

If you do develop a taste for beekeeping and want to learn more about Honey on Tap harvesting technology, check out our website on **www.honeyflow.com**

What about Honey?

Has the idea of keeping honey bees got you buzzing? You are not alone! Visit honeyflow.com/mtb to watch the stories of people just like you as they get started with beekeeping. You can join our friendly community at forum.honeyflow.com to talk with beekeepers all over the world.

FLOW®

WELCOME TO THE FLOW COMMUNITY!

Congratulations on supporting habitat protection for pollinators

and providing a cosy home for solitary nesters in your garden.

100% of the profit from your purchase of this Flow Pollinator House will be donated to carefully selected charities working to protect habitat for pollinators and other species.

Please see our website **www.honeyflow.com** for more details.

FLOW®

FLOW POLLINATOR ASSEMBLY

PARTS

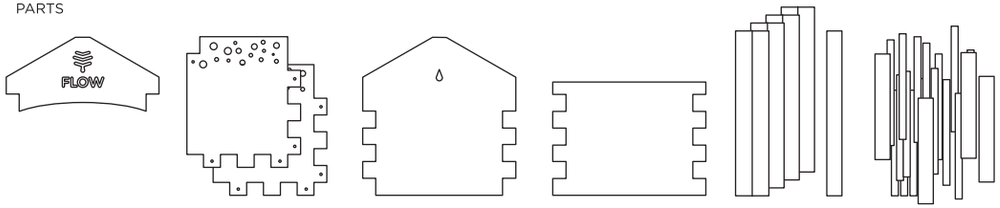

1 x front gable | **2 x side walls** | **1 x rear wall** | **1 x base** | **4 x shingles 1 x ridge cap** | **Rods and tubes**

ASSEMBLY

TIP: You may wish to pre-drill pilot holes to reduce the risk of wood splitting.

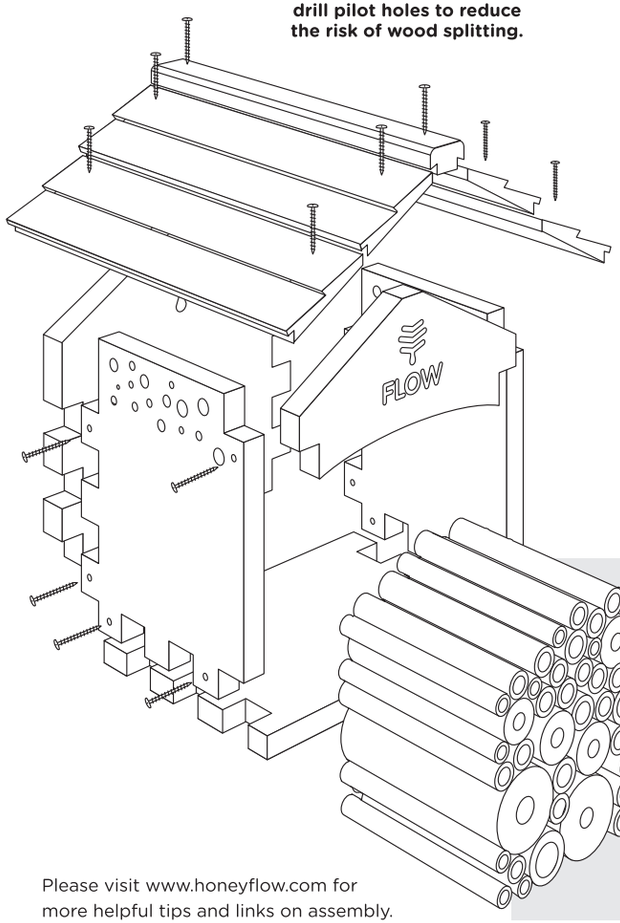

HARDWARE

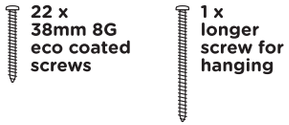

22 x 38mm 8G eco coated screws

1 x longer screw for hanging

We recommend you construct the base and sides of your pollinator house first.

Then add the tubes and wooden rods.

You can then fill the roof cavity with local materials such as leaves, straw, grass or even a little mud before attaching the shingles.

Finally fix your pollinator house in place in a stable and secure location.

The bamboo tubes and timber rods come loose-packed so you can get creative with the placement (children love being involved in this!). It is important that the tubes are tightly packed so they don't fall out, however it's best not to glue them just in case you need to remove them for cleaning or care.

Please visit www.honeyflow.com for more helpful tips and links on assembly.

100% salvaged timber Flow Pollinator House

At Flow we try to minimise waste wherever possible, so these beautiful Western Red Cedar Pollinator Houses have been created using salvaged Flow Hive timber offcuts and sustainably sourced bamboo. This means each house is unique, you may even find an original Flow Hive handle or brand on yours.

By reducing waste we lessen our impact on the environment, which is good news for pollinators.

Care and positioning

Your pollinator guests will be grateful for their cosy new home, and a coat or two of weatherproof sealant on the roof will ensure they stay nice and dry. You can make it even more welcoming by making sure the pollinator house is bathed in gentle sunshine and is out of the way of prevailing winds, tall weeds and other animals.

Please visit our website for tips and hints on your pollinator house and caring for pollinators in your region.

Pollinators

A pollinator is an insect or animal that assists plants in making fruit or seeds. They do this by moving pollen from one plant to another as they feed. Without insects or animals to transfer their pollen many plants cannot reproduce.

Pollinators come in all shapes and sizes. European honeybees are one type of pollinator, however there are many other native bees and insects which perform this vital service – and they need our help too!

There are over 20,000 different species of bees worldwide! The majority of these are solitary nesters that don't live in hives. Like honeybees, their numbers are on the decline across the world.

This is a worrying prospect as approximately 30 percent of the world's crops and up to 90 percent of our wild plants depend on them.

Pollinators need habitat corridors to survive – this includes access to shelter, clean water, food in the form of nectar and pollen from flowers.

This is where your new Flow Pollinator House comes in – they're carefully designed to accommodate solitary-nesting native bees by providing cavities in natural materials which they can live in.